


6. Enter your UA credentials



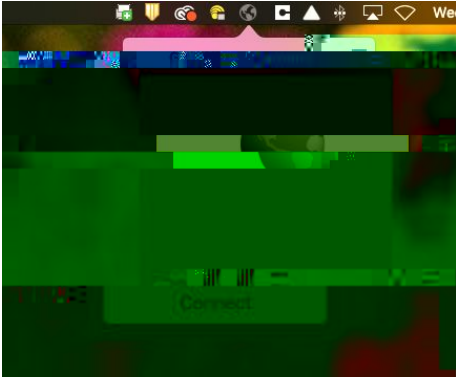
7. You are now connected! When you are connected to this VPN, you can use your computer to connect to assets you are authorized to reach on the UA network.



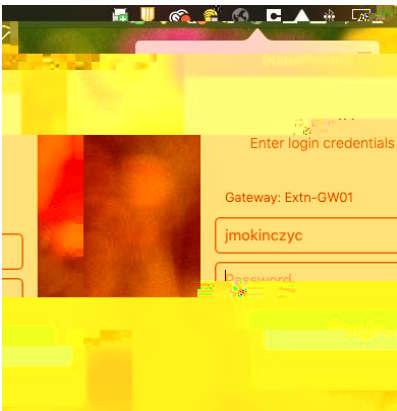
Click Disconnect when you are done using the UA network.

To Launch Future Sessions

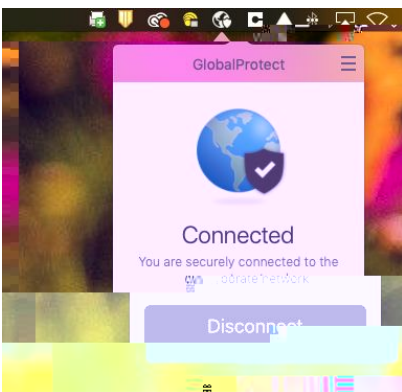
8. Launch the application from your menu bar (shown here on a Mac)



9. Use your UA credentials to sign in



10. Once you are connected, you can use your computer to connect to assets you are authorized to reach on the UA network



Click Disconnect when you are done using the UA network.